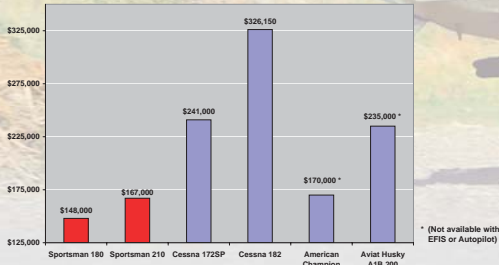


Sportsman

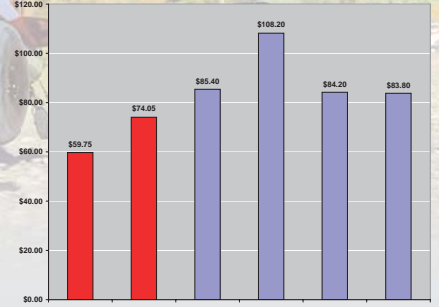
COMPARATIVE COST OF OWNERSHIP

PRICE
(GLASS PANEL IFR W/AUTOPILOT)



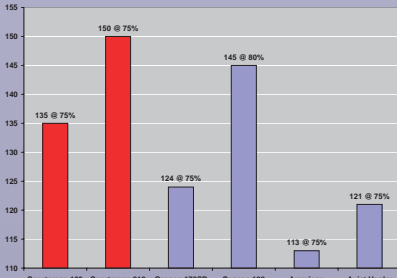
* (Not available with EFRS or Autopilot)

HOURLY COST TO OPERATE
(BASED ON 200 HRS/YEAR)

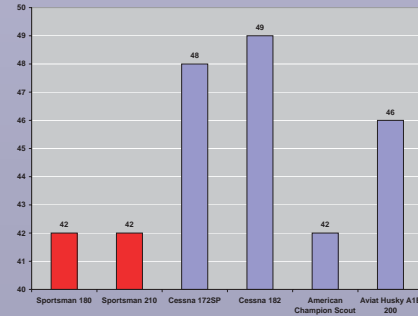


UNMATCHED PERFORMANCE

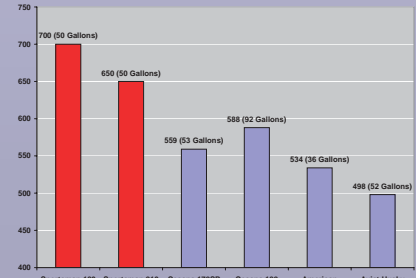
CRUISE SPEED 75-80% POWER
(KTS)



STALL SPEED V_{SO}
(KTS)

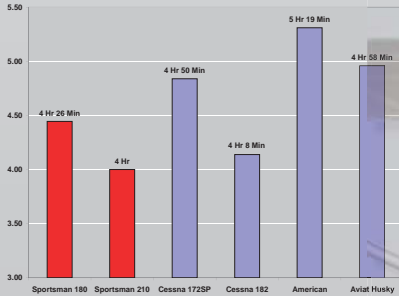


FULL FUEL PAYLOAD
(LBS.)

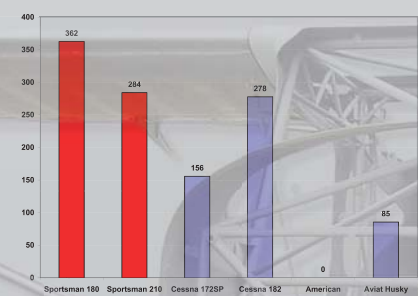


600 NAUTICAL MILE TRIP

FLIGHT TIME



AVAILABLE PAYLOAD
(WITH TWO 180LB PILOTS,
APPROPRIATE FUEL W/VFR RESERVE)

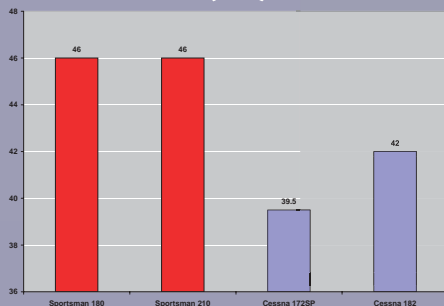


FUEL COSTS
(\$4 PER/GAL)



COMFORT AND CAPACITY

CABIN WIDTH
(INCHES)



CARGO CAPACITY/VOLUME
(CUBIC FEET OF 3RD & 4TH SEAT + BAGGAGE AREA)

